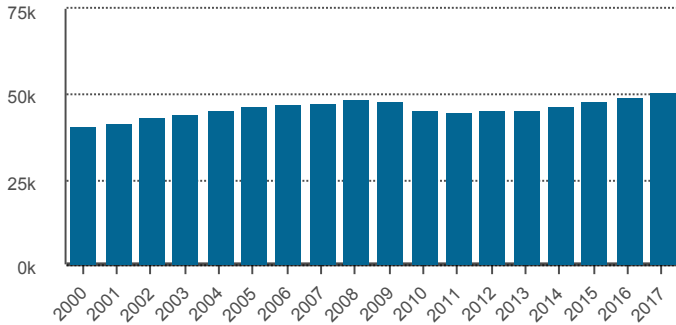


total employment

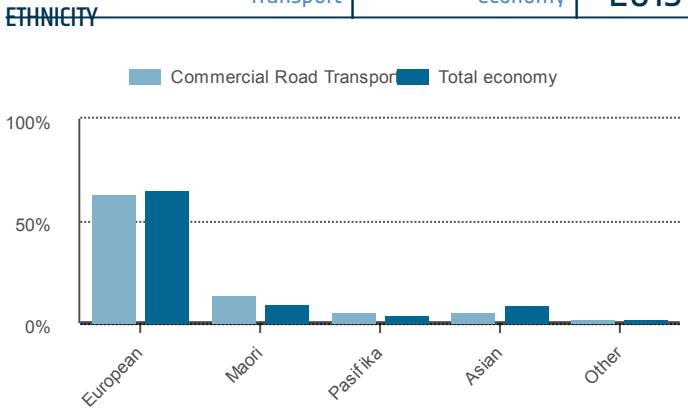
54,541 filled jobs | 2.3% of jobs | in 2017



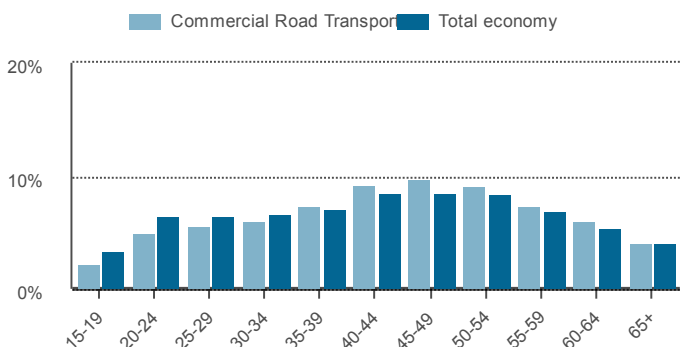
	Filled jobs		Change p.a.
	2007	2017	
Commercial Road Transport	51,531	54,541	0.6%
Total economy	2,143,285	2,410,161	1.2%

demographics of employees

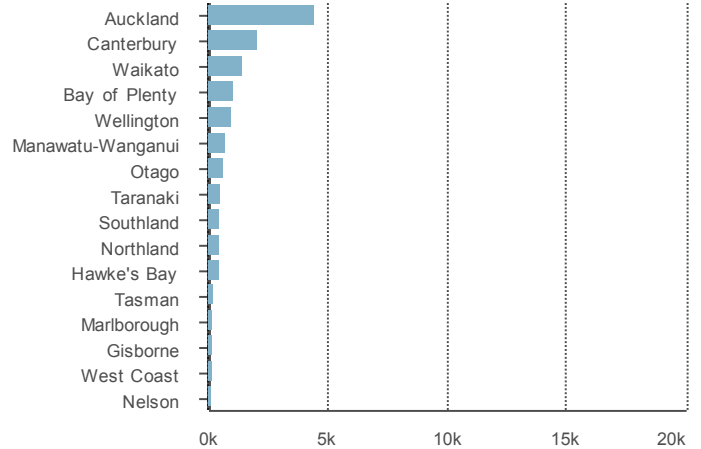
% FULL-TIME
 85% Commercial Road Transport | 76% Total economy | in 2013



EMPLOYMENT BY AGE



regional employment



occupational employment

Jobs in top 5 occupations	2007	2017	Change
Truck Driver (General)	28,141	27,557	-584
Courier	4,773	5,354	581
Labourers nec	581	2,060	1,479
Delivery Driver	834	1,085	251
Storeperson	760	1,034	274

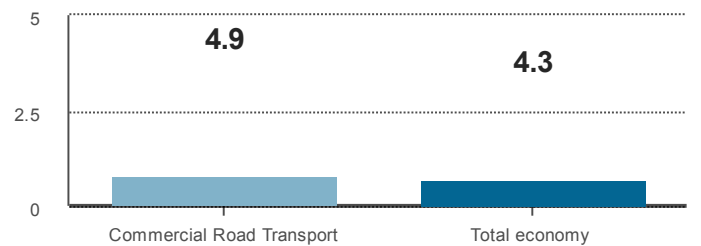
economic contribution

\$5,144m GDP | 2.2% of GDP | in 2017

business units

11,207 business units | 2.0% of NZ | in 2017

AVERAGE FILLED JOBS PER BUSINESS UNIT



average earnings 2016

