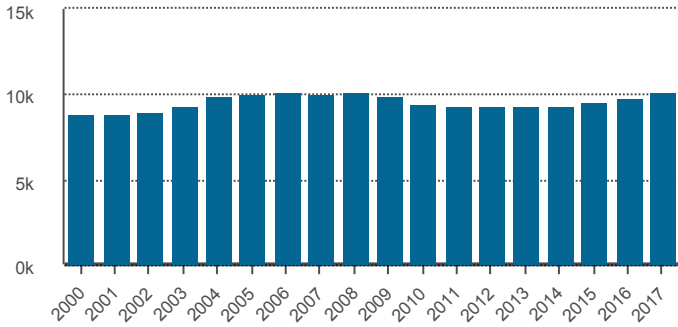


total employment

10,119 filled jobs | 0.4% of jobs | in 2017

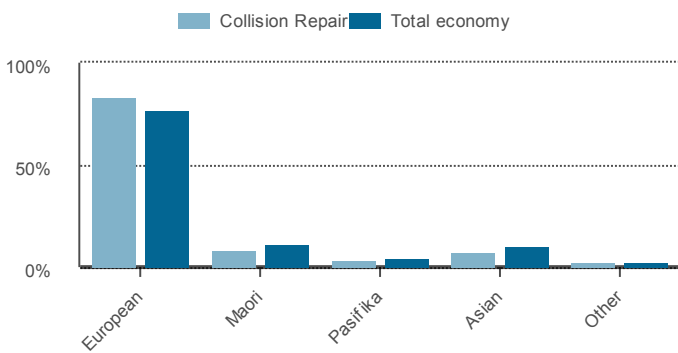


	Filled jobs		Change p.a.
	2007	2017	
Collision Repair	10,062	10,119	0.06%
Total economy	2,143,285	2,410,161	1.2%

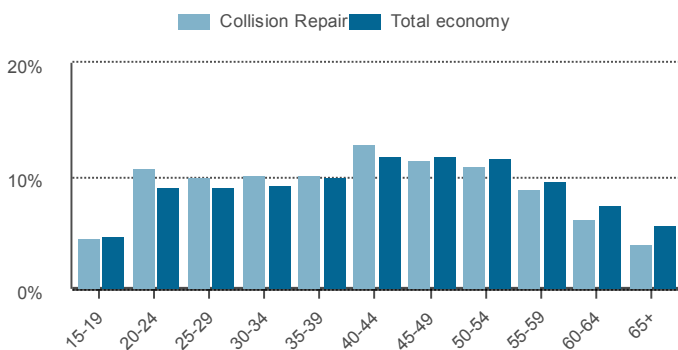
demographics of employees

% FULL-TIME
85% Collision Repair | 76% Total economy | in 2013

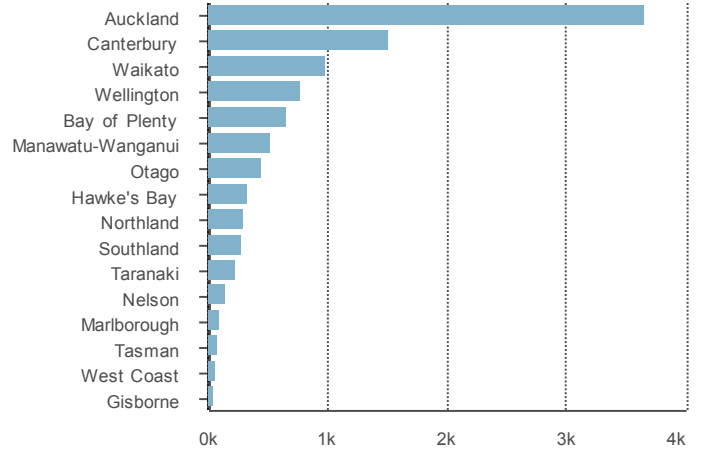
ETHNICITY



EMPLOYMENT BY AGE



regional employment



occupational employment

Jobs in top 5 occupations	2007	2017	Change
Panelbeater	3,634	3,167	-467
Vehicle Painter	1,338	1,312	-26
Car Detailer	643	619	-23
Industrial Spraypainter	619	462	-157
Motor Mechanic (General)	313	414	101

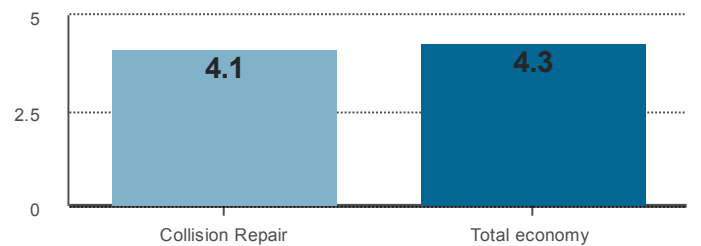
economic contribution

\$488m GDP | 0.2% of GDP | in 2017

business units

2,491 business units | 0.4% of NZ | in 2017

AVERAGE FILLED JOBS PER BUSINESS UNIT



average earnings 2016

