

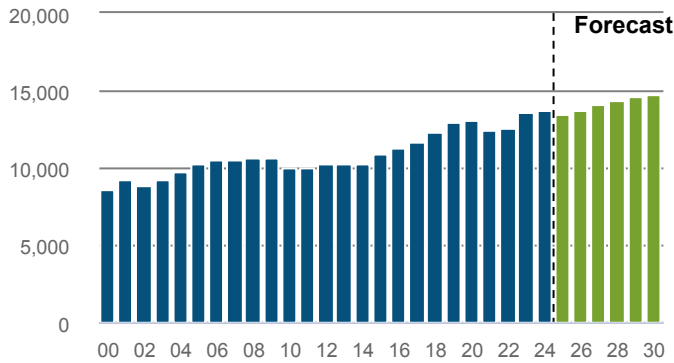
Warehouse & Logistics

NEW ZEALAND

How many people worked in the sector in 2024?

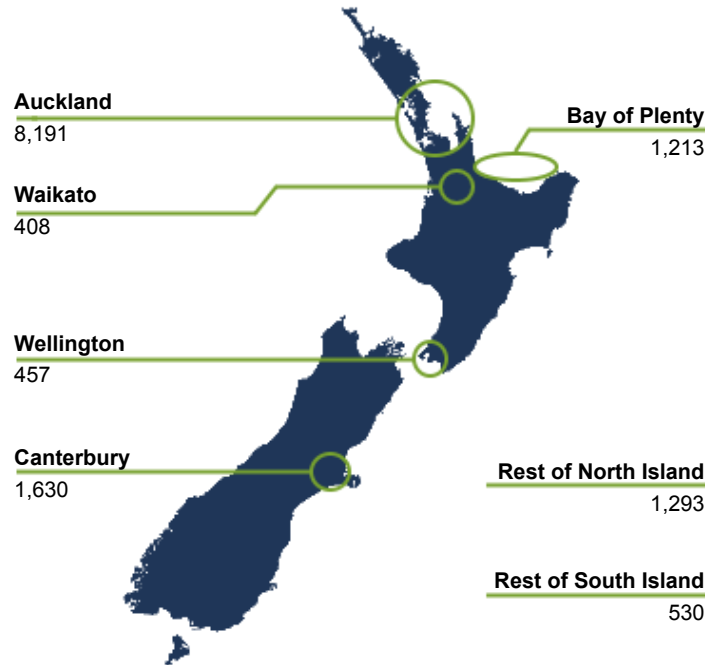
13,722 filled jobs

0.5% of 2,807,834 in New Zealand



| CHANGE P.A | 2019-2024 | 2025-2030 |
|-----------------------|-----------|-----------|
| Warehouse & Logistics | 1.1% | 1.8% |
| Total New Zealand | 1.9% | 1.5% |

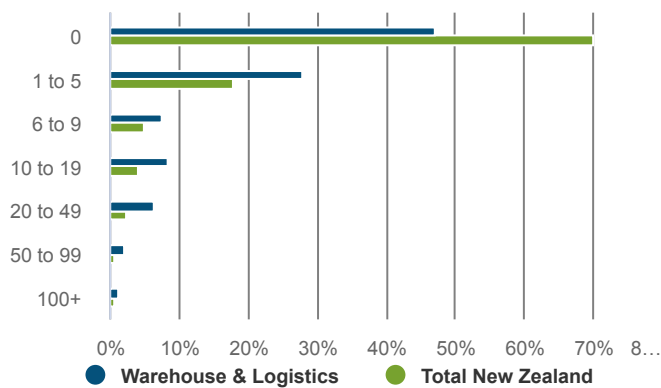
What regions do people work in?



How many businesses were in the sector in 2024?

1,712 business units

0.3% of 649,179 in New Zealand



What were the top 5 occupations in 2024?

4,674 jobs: top 5 occupations

34.1% of total Warehouse & Logistics in New Zealand

| OCCUPATION | LEVEL 2024 | CHANGE 19-24 25-30 (F) | |
|---------------------------------|------------|------------------------|-------|
| Storeperson | 2,282 | 1.9% | 1.7% |
| Sales Representatives nec | 691 | 0.3% | 1.8% |
| Import-Export Clerk | 681 | -1.4% | 1.2% |
| Despatching and Receiving Clerk | 551 | -1.4% | -0.2% |
| Sales and Marketing Manager | 468 | 1.4% | 2.7% |

How many people are likely to be in new roles in the sector between now and 2030?

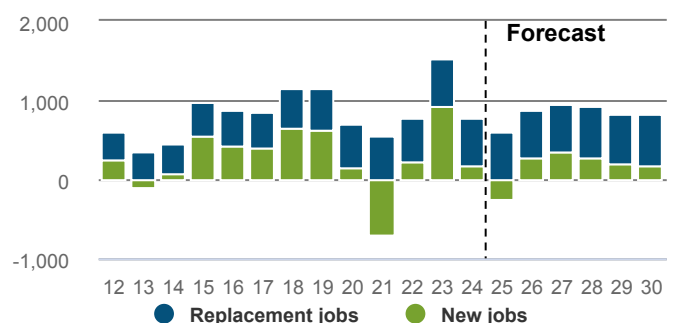
4,758 Total job openings

Total New Zealand: 944,753

Total job openings (2025-2030) consists of:

- New jobs: 1,021
- Net Replacement job openings: 3,737

New job openings come from growth in total employment. Replacement job openings estimate individuals leaving an occupation (eg, retirement), net of individuals entering an occupation (eg, returning from parental leave).



Warehouse & Logistics

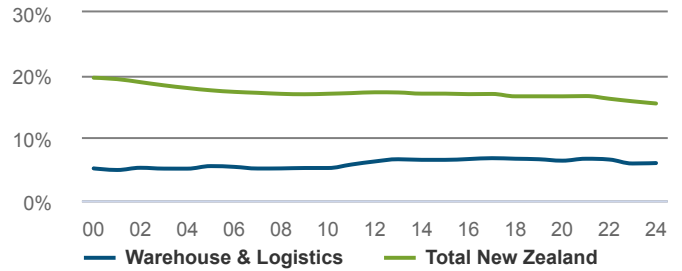
NEW ZEALAND

How many people were self-employed in 2024?

818 Self-employed

Workers in the Warehouse & Logistics are less likely to be self-employed than workers in New Zealand as a whole.

6.0% self-employment rate
Total New Zealand: 15.5%



How productive was the sector in 2024?

\$2,859m GDP

0.7% of New Zealand GDP

| CHANGE P.A | 2019-2024 | 2014-2024 |
|-----------------------|-----------|-----------|
| Warehouse & Logistics | 4.1% | 5.2% |
| Total New Zealand | 2.3% | 3.0% |

\$218,251 GDP/FTE

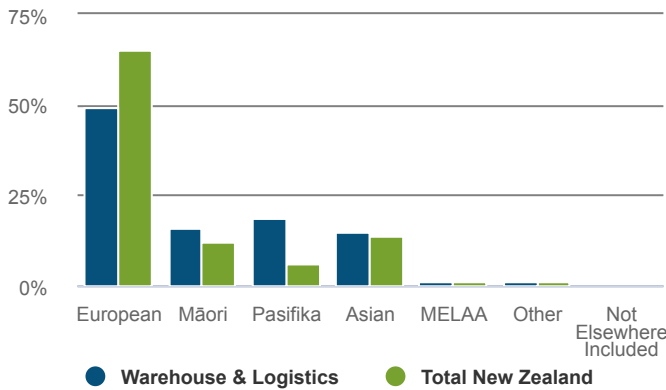
Total New Zealand: \$165,995

2.6% P.A. change from 2019-2024.
Total New Zealand: 0.1%.

What was the age profile of workers in 2018?



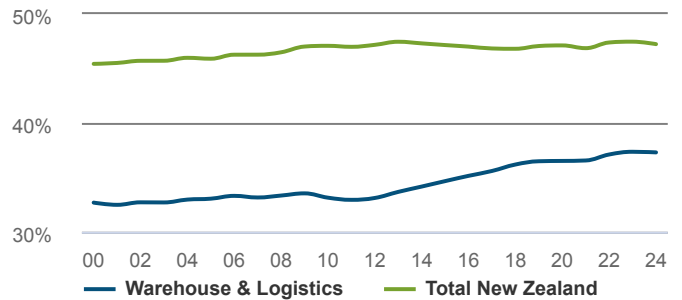
What was the ethnicity of workers in 2018?



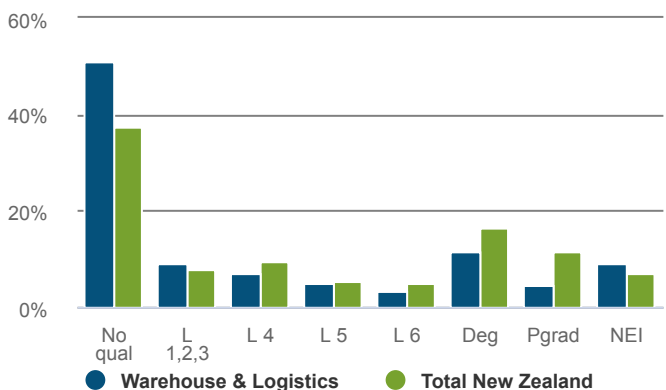
How many workers were female in 2024?

37.3% female

Total New Zealand: 47.2%



What were the workers highest (post school) quals in 2018?



How many hours were spent working in 2018?

