

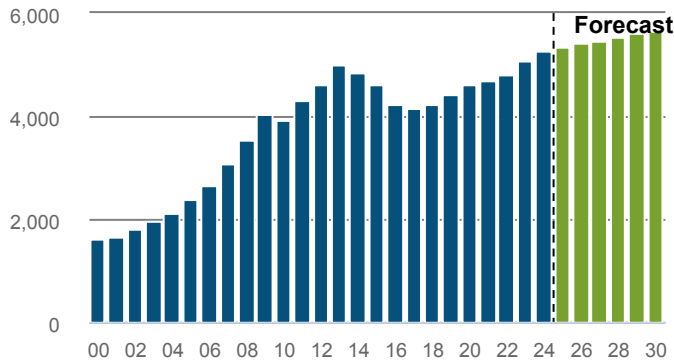
# Mining and Exploration

## NEW ZEALAND

How many people worked in the sector in 2024?

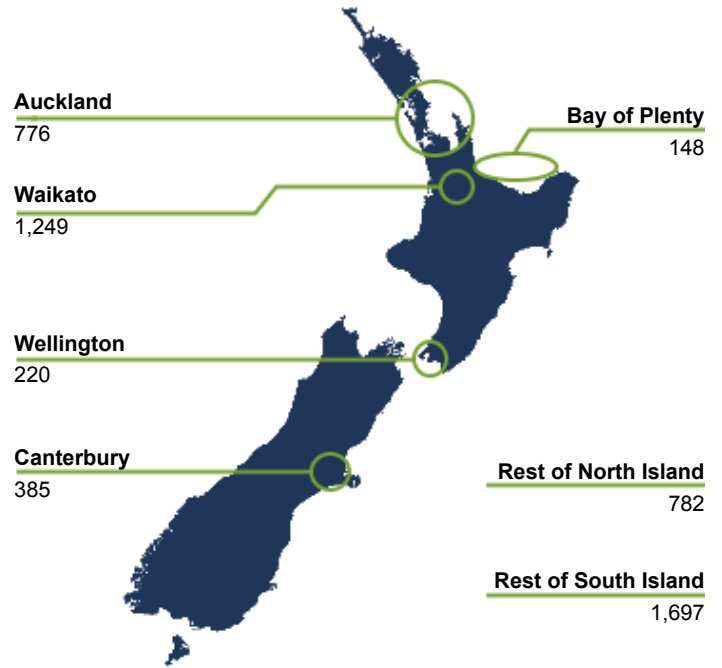
### 5,256 filled jobs

0.2% of 2,807,834 in New Zealand



| CHANGE P.A             | 2019-2024 | 2025-2030 |
|------------------------|-----------|-----------|
| Mining and Exploration | 3.5%      | 1.1%      |
| Total New Zealand      | 1.9%      | 1.5%      |

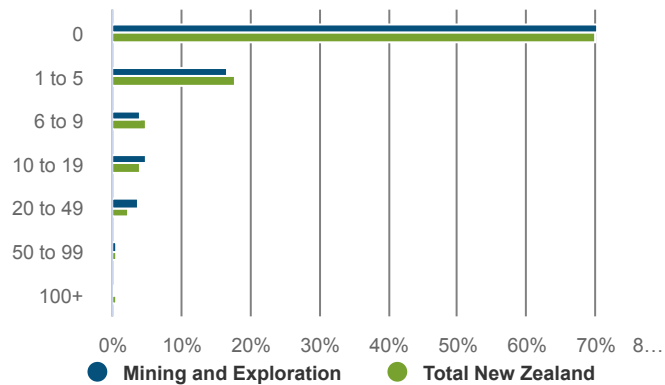
What regions do people work in?



How many businesses were in the sector in 2024?

### 789 business units

0.1% of 649,179 in New Zealand



What were the top 5 occupations in 2024?

### 2,937 jobs: top 5 occupations

55.9% of total Mining and Exploration in New Zealand

| OCCUPATION             | LEVEL 2024 | CHANGE |           |
|------------------------|------------|--------|-----------|
|                        |            | 19-24  | 25-30 (F) |
| Driller                | 1,908      | 3.8%   | 1.2%      |
| Miner                  | 408        | 1.6%   | -0.09%    |
| Driller's Assistant    | 265        | 2.6%   | 2.2%      |
| Mining Support Worker  | 213        | 2.6%   | 0.7%      |
| Truck Driver (General) | 145        | 3.3%   | 1.4%      |

How many people are likely to be in new roles in the sector between now and 2030?

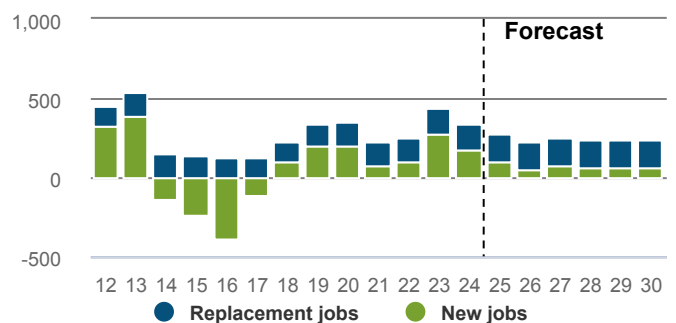
### 1,467 Total job openings

Total New Zealand: 944,753

Total job openings (2025-2030) consists of:

- New jobs: 404
- Net Replacement job openings: 1,063

New job openings come from growth in total employment. Replacement job openings estimate individuals leaving an occupation (eg, retirement), net of individuals entering an occupation (eg, returning from parental leave).



# Mining and Exploration

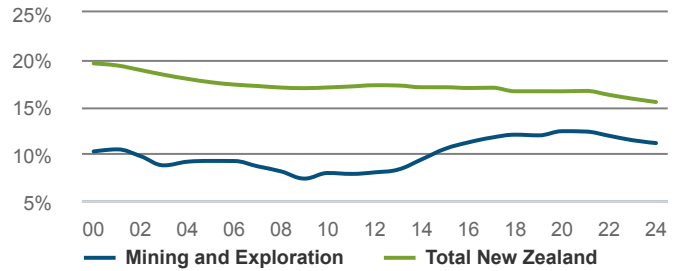
## NEW ZEALAND

How many people were self-employed in 2024?

### 583 Self-employed

Workers in the Mining and Exploration are less likely to be self-employed than workers in New Zealand as a whole.

**11.1% self-employment rate**  
**Total New Zealand: 15.5%**



How productive was the sector in 2024?

### \$2,827m GDP

**0.7% of New Zealand GDP**

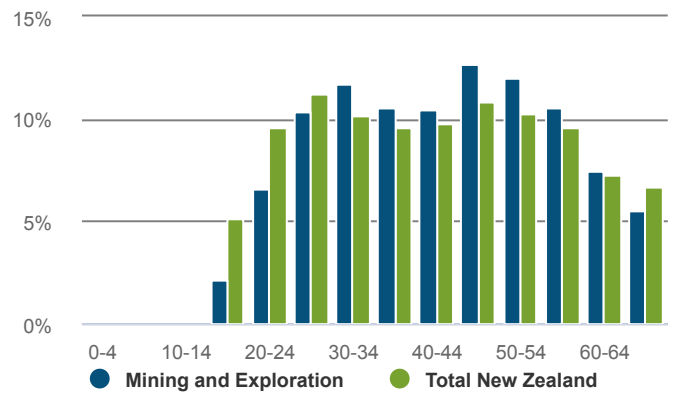
| CHANGE P.A             | 2019-2024 | 2014-2024 |
|------------------------|-----------|-----------|
| Mining and Exploration | -1.1%     | -3.3%     |
| Total New Zealand      | 2.3%      | 3.0%      |

### \$552,845 GDP/FTE

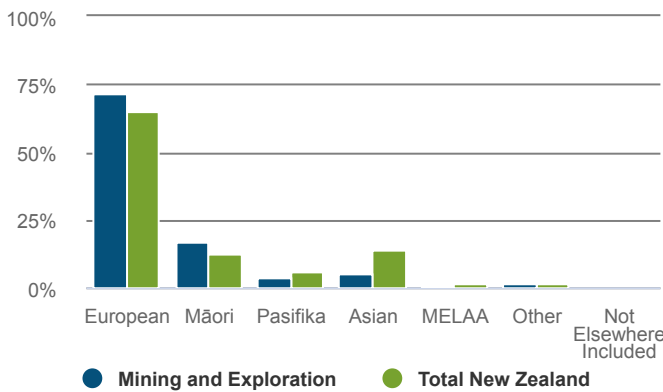
**Total New Zealand: \$165,995**

**-4.7% P.A. change from 2019-2024.**  
**Total New Zealand: 0.1%.**

What was the age profile of workers in 2018?



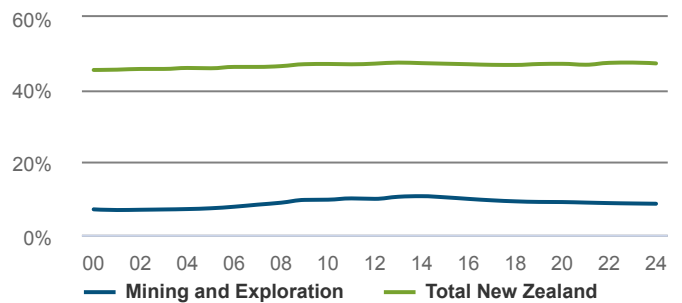
What was the ethnicity of workers in 2018?



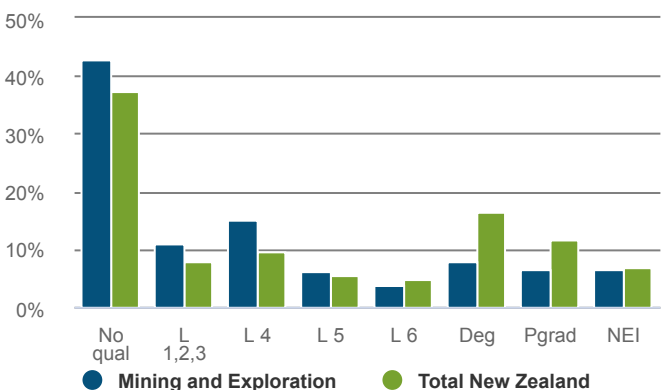
How many workers were female in 2024?

### 8.6% female

**Total New Zealand: 47.2%**



What were the workers highest (post school) quals in 2018?



How many hours were spent working in 2018?

