

Resource Recovery

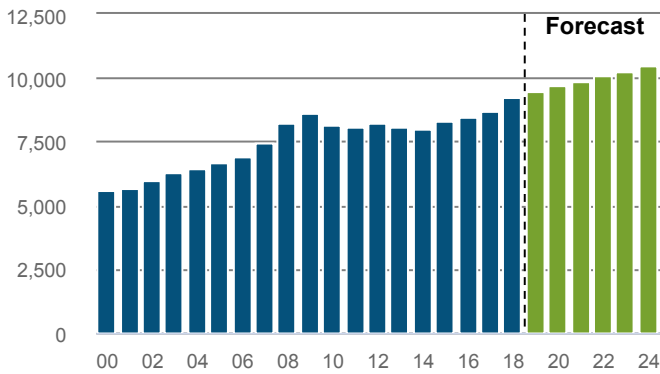
NEW ZEALAND

How many people worked in the sector in 2018?

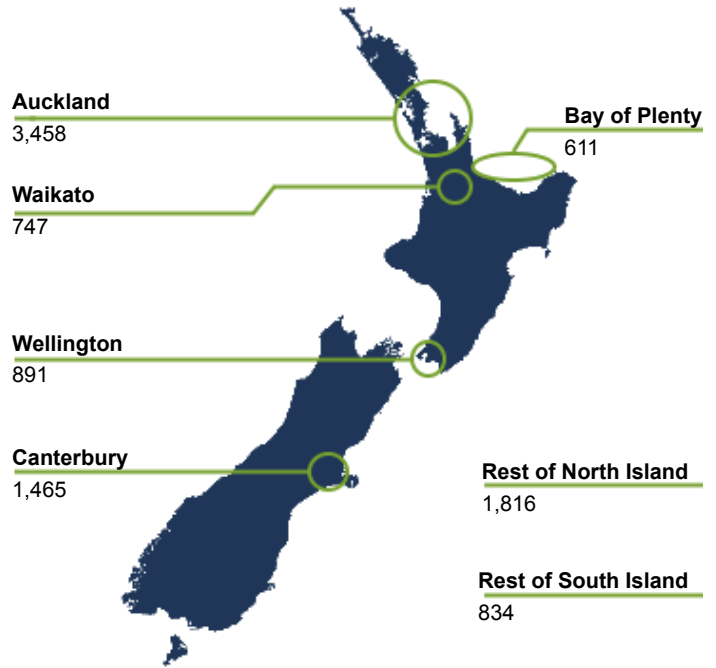
9,211 filled jobs

0.4% of 2,494,515 in New Zealand

CHANGE P.A	2013-2018	2018-2024
Resource Recovery	2.6%	2.1%
Total New Zealand	2.5%	1.8%



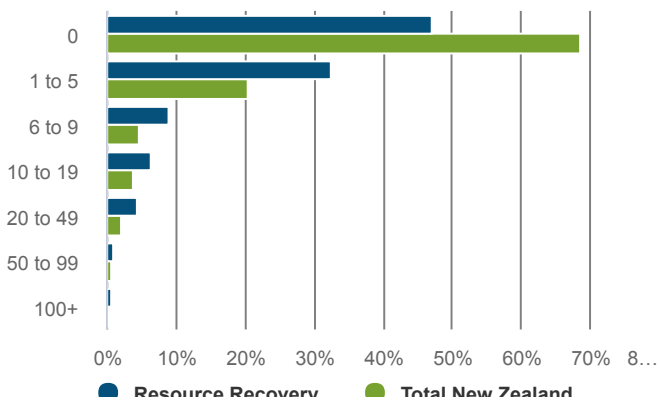
Where did people work in 2018?



How many businesses were in the sector in 2018?

1,312 business units

0.2% of 569,907 in New Zealand



What were the top 5 occupations in 2018?

3,215: top 5 occupations

35% of total Resource Recovery in New Zealand

OCCUPATION	LEVEL 2018	CHANGE 13-18 18-24 (F)	
Truck Driver (General)	1,405	2.9%	-1.5%
Labourers nec	582	3.8%	-3.0%
Recycling or Rubbish Collector	475	2.0%	0.3%
Factory Process Workers nec	381	7.8%	-5.5%
Sales Representatives nec	372	1.1%	-1.4%

How many people are likely to be in new roles in the sector between now and 2024?

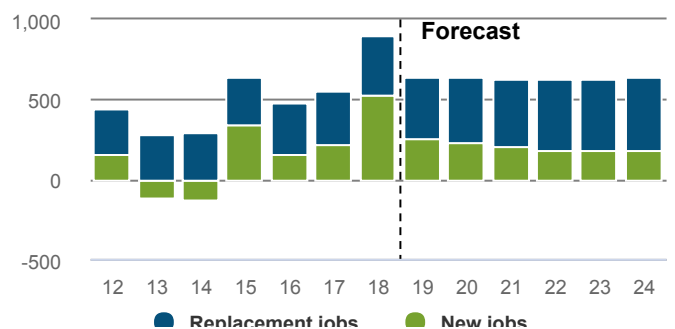
4,697 Total job openings

Total New Zealand: 1,138,017

Total job openings (2018-2024) consists of:

- New jobs: 1,777
- Net Replacement job openings: 2,920

New job openings come from growth in total employment. Replacement job openings estimate individuals leaving an occupation (eg, retirement), net of individuals entering an occupation (eg, returning from parental leave).



Resource Recovery

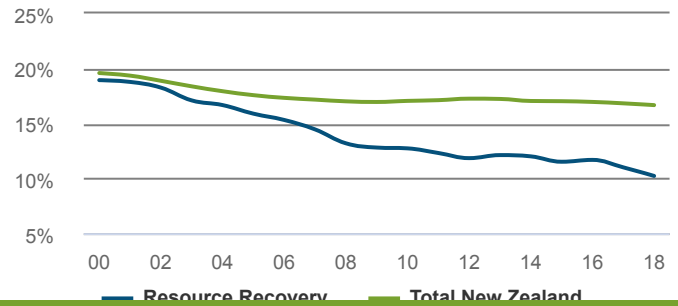
NEW ZEALAND

How many people were self-employed in 2018?

940 Self-employed

Workers in the Resource Recovery are less likely to be self-employed than workers in New Zealand as a whole.

10% self-employment rate
Total New Zealand: 17%



How productive was the sector in 2018?

\$1,162m GDP

0.5% of New Zealand GDP

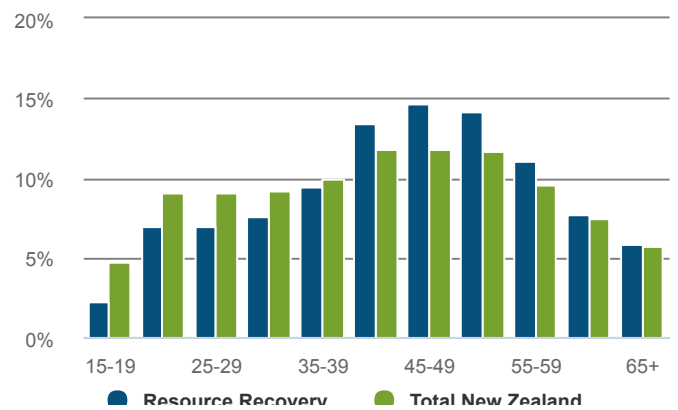
CHANGE P.A	2013-2018	2008-2018
Resource Recovery	1.3%	-0.2%
Total New Zealand	3.3%	2.1%

\$133,158 GDP/FTE

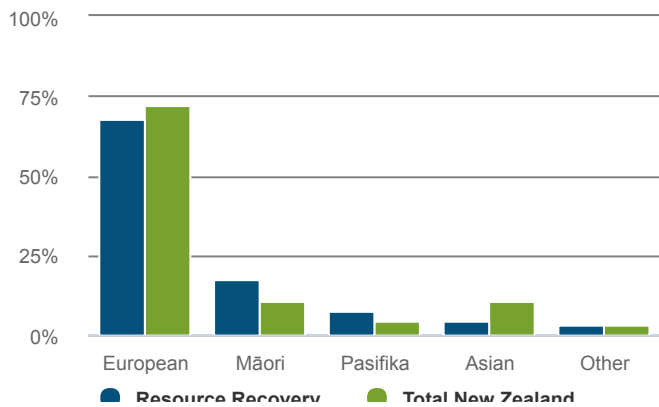
Total New Zealand: \$107,400

-1.5% P.A. change from 2013-2018.
Total New Zealand: 0.4%.

What was the age profile of workers in 2013?



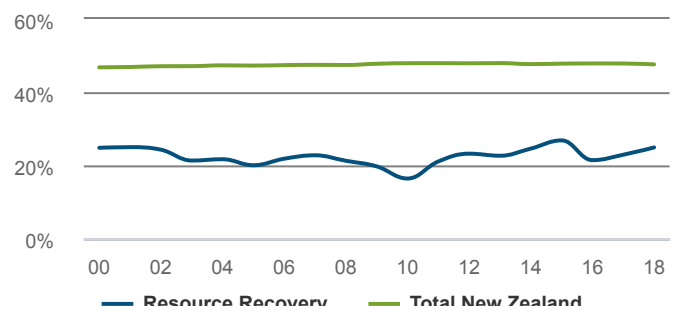
What was the ethnicity of workers in 2013?



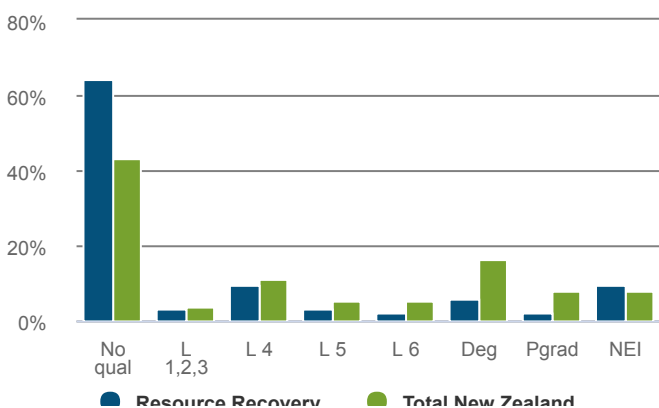
How many workers were female in 2018?

25% female

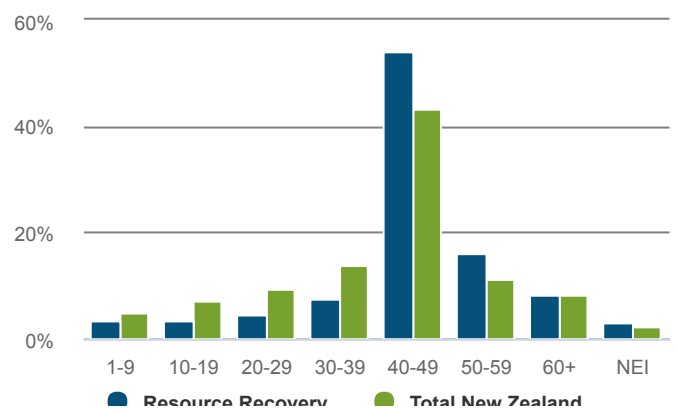
Total New Zealand: 48%



What were the workers highest quals in 2013?



How many hours were spent working in 2013?



Data source: Infometrics and Statistics New Zealand - This report relates specifically to the sector as defined by the client