

Mining and Exploration

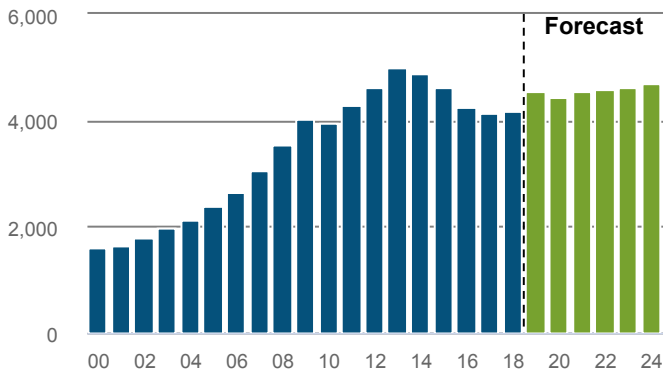
NEW ZEALAND

How many people worked in the sector in 2018?

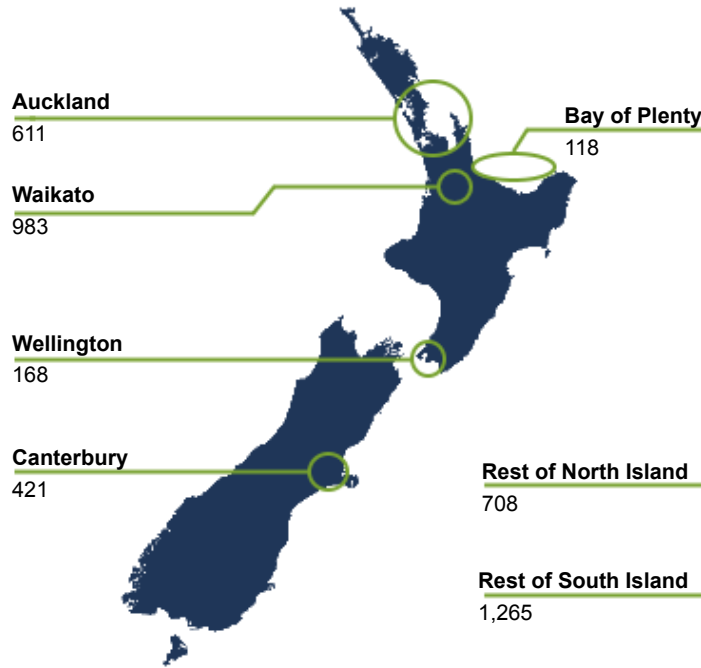
4,156 filled jobs

0.2% of 2,494,515 in New Zealand

CHANGE P.A	2013-2018	2018-2024
Mining and Exploration	-3.7%	2.1%
Total New Zealand	2.5%	1.8%



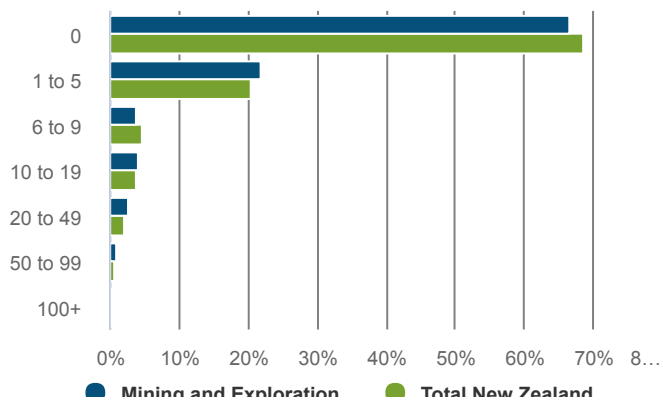
Where did people work in 2018?



How many businesses were in the sector in 2018?

552 business units

0.10% of 569,907 in New Zealand



What were the top 5 occupations in 2018?

2,357: top 5 occupations

57% of total Mining and Exploration in New Zealand

OCCUPATION	LEVEL 2018	CHANGE	
		13-18	18-24 (F)
Driller	1,474	4.8%	-3.8%
Miner	366	-9.3%	0.3%
Driller's Assistant	220	1.3%	-3.4%
Mining Support Worker	181	-9.2%	1.1%
Truck Driver (General)	117	-11%	0.3%

How many people are likely to be in new roles in the sector between now and 2024?

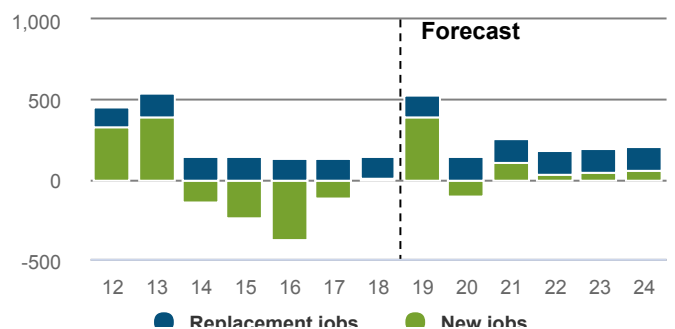
1,555 Total job openings

Total New Zealand: 1,138,017

Total job openings (2018-2024) consists of:

- New jobs: 552
- Net Replacement job openings: 1,003

New job openings come from growth in total employment. Replacement job openings estimate individuals leaving an occupation (eg, retirement), net of individuals entering an occupation (eg, returning from parental leave).



Mining and Exploration

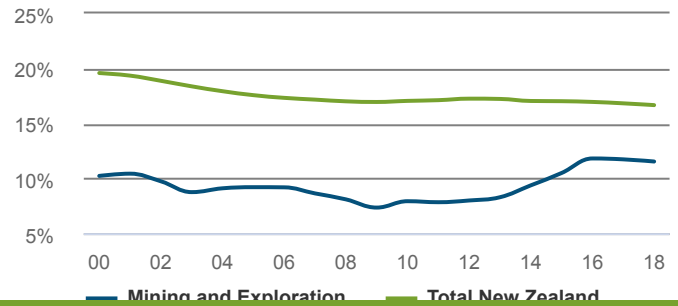
NEW ZEALAND

How many people were self-employed in 2018?

479 Self-employed

Workers in the Mining and Exploration are less likely to be self-employed than workers in New Zealand as a whole.

12% self-employment rate
Total New Zealand: 17%



How productive was the sector in 2018?

\$2,235m GDP

0.9% of New Zealand GDP

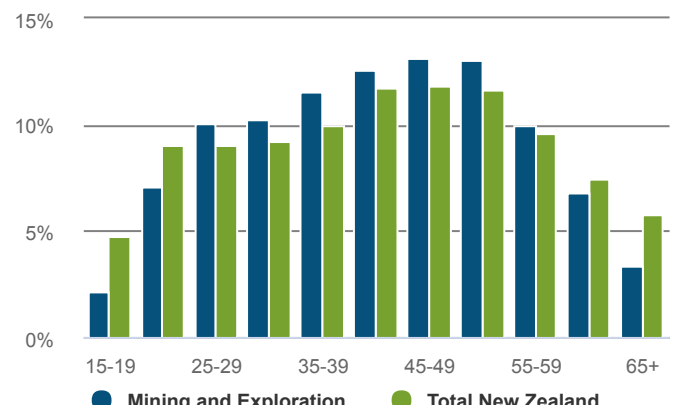
CHANGE P.A	2013-2018	2008-2018
Mining and Exploration	-3.6%	-3.2%
Total New Zealand	3.3%	2.1%

\$547,442 GDP/FTE

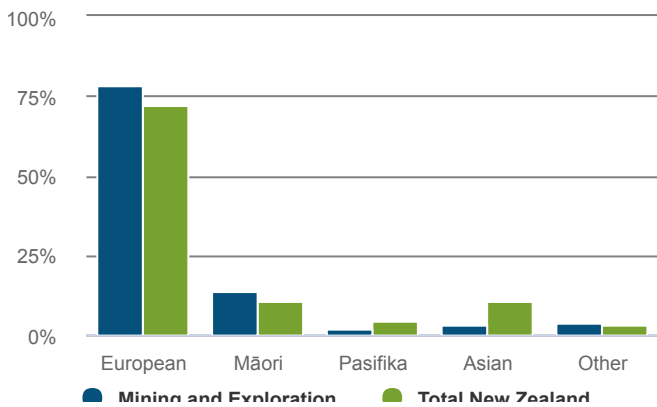
Total New Zealand: \$107,400

-0.3% P.A. change from 2013-2018.
Total New Zealand: 0.4%.

What was the age profile of workers in 2013?



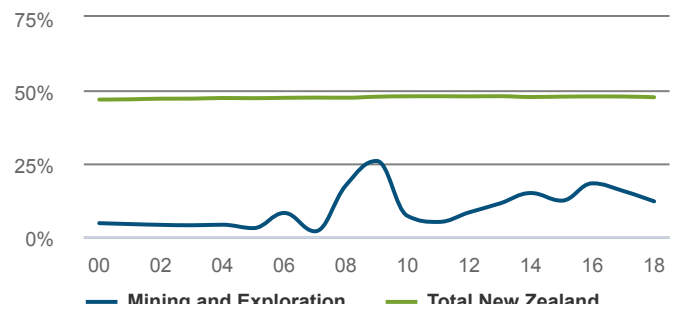
What was the ethnicity of workers in 2013?



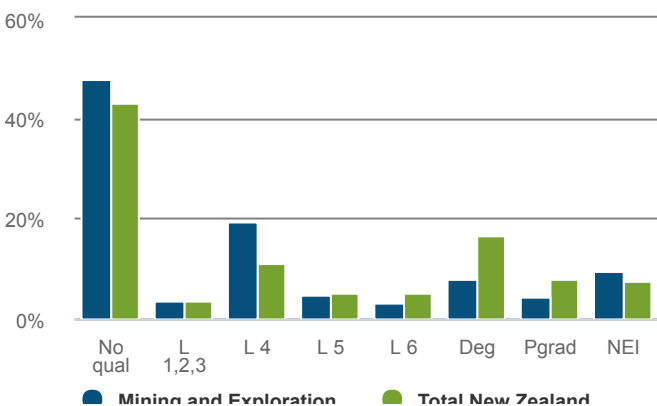
How many workers were female in 2018?

12% female

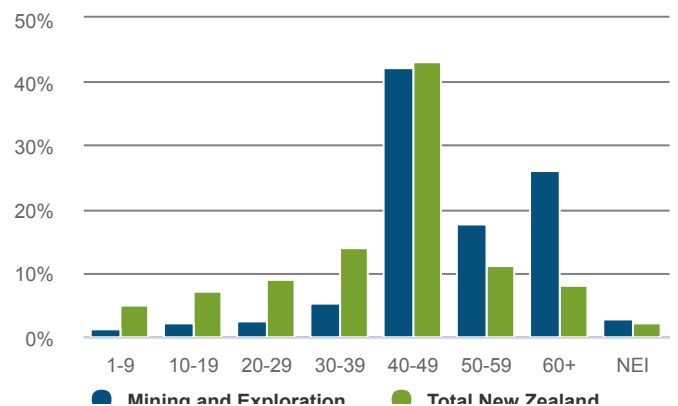
Total New Zealand: 48%



What were the workers highest quals in 2013?



How many hours were spent working in 2013?



Data source: Infometrics and Statistics New Zealand - This report relates specifically to the sector as defined by the client